

Set Up Team Chat in Planio

Team Chat lets you quickly make decisions together with your team in real time from your phone or computer.

You'll also have a real-time feed of the latest updates on your project on any device, and you'll be able to ping any team member when you need to talk to them.

{{>toc}}

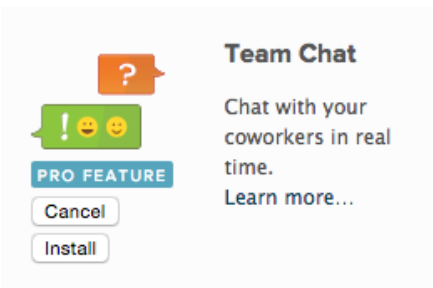
How Can You Use Team Chat?

- You can **chat with your team members** directly inside Planio, **on desktop clients** or **on your mobile** about a project.
- You can **discuss an issue in chat**, and your chat will be easily accessible from that issue, so you'll have all the discussion around the issue in one place.
- You can **ping people by writing their name**, so you can quickly ask them a question. They'll get a notification, so they'll know about it straight away.
- You can **search the entire chat log** using search. Everybody can simply look up what has been said on a subject and absent people can catch up on past chats easily.
- You'll see **chat notifications on updates** made within Planio.

Activate Planio Chat and Get Your Planio Chat Credentials

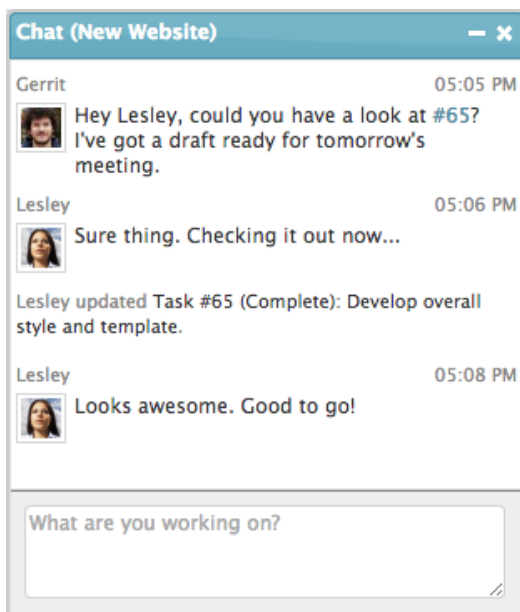
Log into your Planio account and select the project for which you want to enable team chat.

Go to **Apps** in the navigation bar and make sure **Team Chat** is installed. It's an optional extra, so you might have to upgrade to use it.



Install the Chat App

Once installed, you'll see a chat tab in the bottom-right of the screen. You can start chatting here.



You can use chat from within Planio

You'll also find **Chat Logs** in the navigation bar. Click on it, and you'll see a history of all chat messages. On the right, you'll see a sidebar with chat credentials. You'll have to enter your account password to see the **Server password**.

How to connect

You can join the chat using any IRC client and the following parameters:

Host name:
agiledevelopment.plan.io
 Port: **6697** (using SSL)
 User name:
agiledevelopment.plan.io
 Channel: **#schnittzel-finder-app**

Server password (click to show)

92sfpf0pi3eew3srmo67795vjmqp




Please use your API access key as a server password. You can show and reset it within the My account section.

You'll find your chat credentials in this sidebar

You'll need these credentials to set up chat on mobile devices and desktop IRC clients.

Set Up Team Chat on Your Favorite Device

Choose your platform below:

| | |
|--|--|
|  |  |
| Colloquy for iOS | AndroIRC for Android |
|  |  |
| Colloquy for Mac | Pidgin for Windows |

Files

| | | | |
|-----------------------------|---------|------------|---------------|
| download_colloquy.PNG | 38 KB | 07/06/2015 | Thomas Carney |
| download_colloquy.PNG | 17.1 KB | 07/06/2015 | Thomas Carney |
| Add_an_IRC_connection.PNG | 19.7 KB | 07/06/2015 | Thomas Carney |
| connection_part1.PNG | 29 KB | 07/06/2015 | Thomas Carney |
| advanced.PNG | 1.87 KB | 07/06/2015 | Thomas Carney |
| Advanced_Section.PNG | 36 KB | 07/06/2015 | Thomas Carney |
| install_chat_app.png | 12.9 KB | 07/08/2015 | Thomas Carney |
| chat_credentials.png | 35.3 KB | 07/08/2015 | Thomas Carney |
| chat_window.png | 37.4 KB | 07/08/2015 | Thomas Carney |
| Colloquy_new_connection.png | 60.5 KB | 07/08/2015 | Thomas Carney |
| Colloquy_new_connection.png | 47.3 KB | 07/08/2015 | Thomas Carney |
| Colloquy_new_connection.png | 40.3 KB | 07/08/2015 | Thomas Carney |
| Server_settings_screen.png | 38 KB | 07/10/2015 | Thomas Carney |

| | | | |
|----------------------------|---------|------------|------------------|
| settings.png | 5.72 KB | 07/10/2015 | Thomas Carney |
| Server_settings_screen.png | 38 KB | 07/10/2015 | Thomas Carney |
| add_account_basic.png | 15 KB | 07/10/2015 | Thomas Carney |
| add_account_advanced.png | 15.4 KB | 07/10/2015 | Thomas Carney |
| welcome_screen.png | 19 KB | 07/10/2015 | Thomas Carney |
| connection_part1.png | 81.9 KB | 07/10/2015 | Thomas Carney |
| connection_part1.png | 53.9 KB | 07/10/2015 | Thomas Carney |
| Advanced_Section.png | 71.4 KB | 07/10/2015 | Thomas Carney |
| add_account_advanced.png | 42.8 KB | 07/10/2015 | Thomas Carney |
| add_account_advanced.png | 16.3 KB | 07/10/2015 | Thomas Carney |
| colloquy-for-mac.png | 27.7 KB | 08/03/2015 | Jan Schulz-Hofen |
| pidgin-for-windows.png | 18.8 KB | 08/03/2015 | Jan Schulz-Hofen |
| androirc-for-android.png | 15.3 KB | 08/03/2015 | Jan Schulz-Hofen |
| colloquy-for-ios.png | 13.1 KB | 08/03/2015 | Jan Schulz-Hofen |